



LMH

Liverpool Mutual Homes

5

# Capping Benefit Entitlement



*Pride in Our Homes, Proud of Our Neighbourhoods*

# Capping Benefit Entitlement

## Question

How will the welfare benefit cap be applied?

## Answer

- The Government has said the total overall amount of welfare benefit an out of work household can receive will be capped or limited to the equivalent of the national average earnings of a working household after tax.

From the Autumn of 2016 this means:

- For couples or lone parents the total amount of welfare benefit entitlement will be capped at £20,000 per annum or £385 per week.
- For single adults this will be £258 per week or £13,400 per annum.
- The capping requirement will apply to working age claimants.



If you require further information or advice on the welfare reforms please read our help and advice leaflet 7 within this pack.

## Question

Will there be any exceptions to the capping requirement?


## Answer

Capping will not apply to households where the claimant/partner are:

- Getting Carers Allowance
- Getting Guardianship Allowance
- Of Pension Credit age (and not claiming: Income Related Employment and Support Allowance, Income Based Jobseekers Allowance, or Income Support)
- Entitled to Working Tax Credit
- Getting paid Employment and Support Allowance (ESA) in the support group
- Getting paid an industrial injury disablement benefit or equivalent war disablement pension.
- Getting paid a war widows/war widowers pension.
- Getting Disability Living Allowance (DLA) or Personal Independence Payment (PIP) - including any dependent children

Benefits like social fund loans and free school meals are not affected.

- Until claimants are moved onto Universal Credit, the cap will be applied to Housing Benefit. The benefit cap will work by reducing 'Housing Benefit' for those households whose total benefit is more than the cap.




## Question

How could the welfare benefit cap affect people?

## Answer

- It could affect larger family households in particular those with four or more children.
- It could mean a reduction of between £12 and £70 per week in Housing Benefit although some households could face bigger reductions.
- The Department for Works and Pensions will in the near future be writing to people who are likely to be affected by the cap. The letter will offer people the opportunity to have a meeting with an advisor to offer support and advice.
- If you receive a letter from the Department for Works and Pensions about this and are not sure what it means get in touch with LMH Connect on 0800 678 1894 and ask to speak to a Welfare Reform officer.



**Reduction of between  
£12 and £70 per week**